










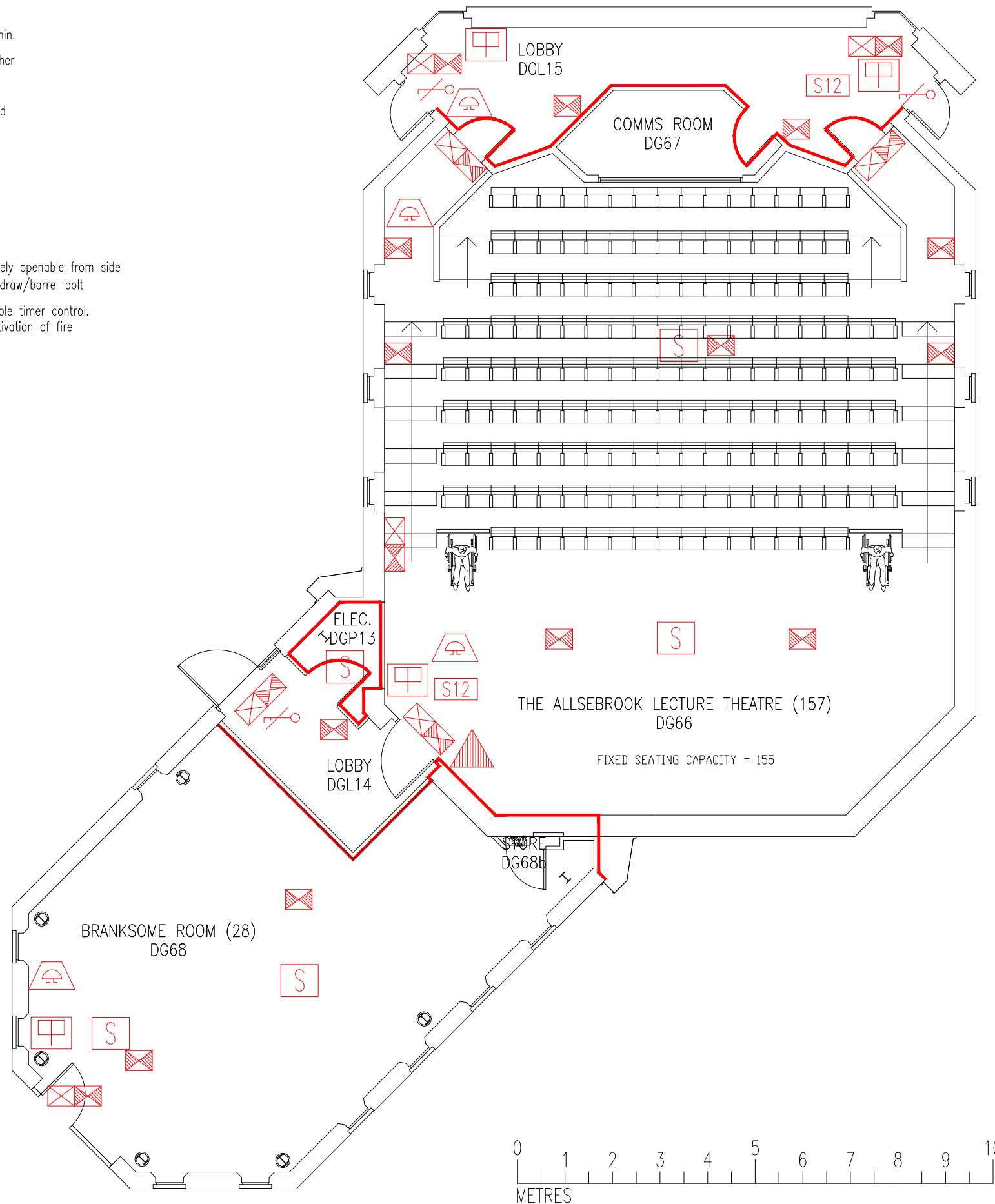


- Key to Fire Symbols (existing)
-  Existing fire resisting construction 30 min.
 -  Existing 6 litre P50 foam fire extinguisher
 -  Existing call point – manual
 -  Existing exit sign – internally illuminated
 -  Existing emergency lighting luminaire
 -  Existing audible warning device
 -  Existing smoke detector
 -  Existing pushbar door ironmongery
 -  Existing fire action sign – general
 -  Door fitted with lock which is immediately openable from side indicated without the use of a key or draw/barrel bolt
 -  Electro magnetic lock linked to adjustable timer control. Lock also releases automatically on activation of fire alarm system and mains power failure.



DATE	REVISION
A 14.12.06	CAVITY BARRIERS AROUND DG61/62 UPDATED
B 30.3.10	ELEC. CUPBOARD ADDED WITHIN ALLSEBROOK LOBBY
C 13.8.10	PLAN UPDATED FOLLOWING FSO SURVEY
D 3.9.10	UPDATE FOLLOWING MINOR WORKS TO WALL BETWEEN DG68 & ENTRANCE LOBBY OF DG66
E 23.9.11	DG68 CAPACITY UPDATED TO 46 FOLLOWING REQUEST FROM SPACE PLANNING MANAGER
F 28.8.12	DDA IMPROVEMENTS TO ALLSEBROOK LT LOWER ENTRANCE.
G 17.10.12	DG68 CONVERTED TO STUDENT LOUNGE/STUDY AREA.
H 22.2.13	UPDATE FOLLOWING DOOR MODS TO LOBBY DGL13, & BETWEEN ROOM DG60 & LOBBY DGL11.
J 30.8.13	ALLSEBROOK LT CAPACITY INCREASED TO 155 + 2
K 29.10.13	DRAWING NUMBER CHANGED TO DH/FP/7
L 27.1.14	DRAWING NUMBER CHANGED TO DHLT/FP/1
M 27.5.15	DG68 CHANGED TO "GLOBAL ENGAGEMENT HUB"
P 13.10.16	UPDATE FOLLOWING DEMOLITION OF OPEN ACCESS PORTION OF BUILDING, NAME UPDATED TO DH LT BLOCK. EXTINGUISHER POSITION & TYPE UPDATED
Q 15.12.17	DG67 UPDATED FROM "PROJECTION ROOM" TO "COMMS ROOM"
R 28.1.19	DG68 UPDATED TO "THE PURBECK ROOM"
S 24.11.22	UPDATE FOLLOWING WORKS TO DG68 AREA.
T 20.7.23	UPDATE FOLLOWING WORKS IN DG68 TO CREATE SEMINAR ROOM.

THIS FIRE SAFETY PLAN IS GENERALLY BASED ON INFORMATION PROVIDED BY BU'S FIRE SAFETY OFFICER. IT IS THE RESPONSIBILITY OF ALL USERS OF THIS PLAN TO CHECK THE INFORMATION PROVIDED TO CONFIRM THE EXACT POSITIONS OF THE FIRE SAFETY EQUIPMENT, CAVITY BARRIERS ETC.

GROUND FLOOR
FIRE EQUIPMENT
PLAN

DORSET HOUSE:
LECTURE THEATRE
BLOCK

DHLT/FP/1T

SCALE 1:100 at A3
5th JULY 2005

