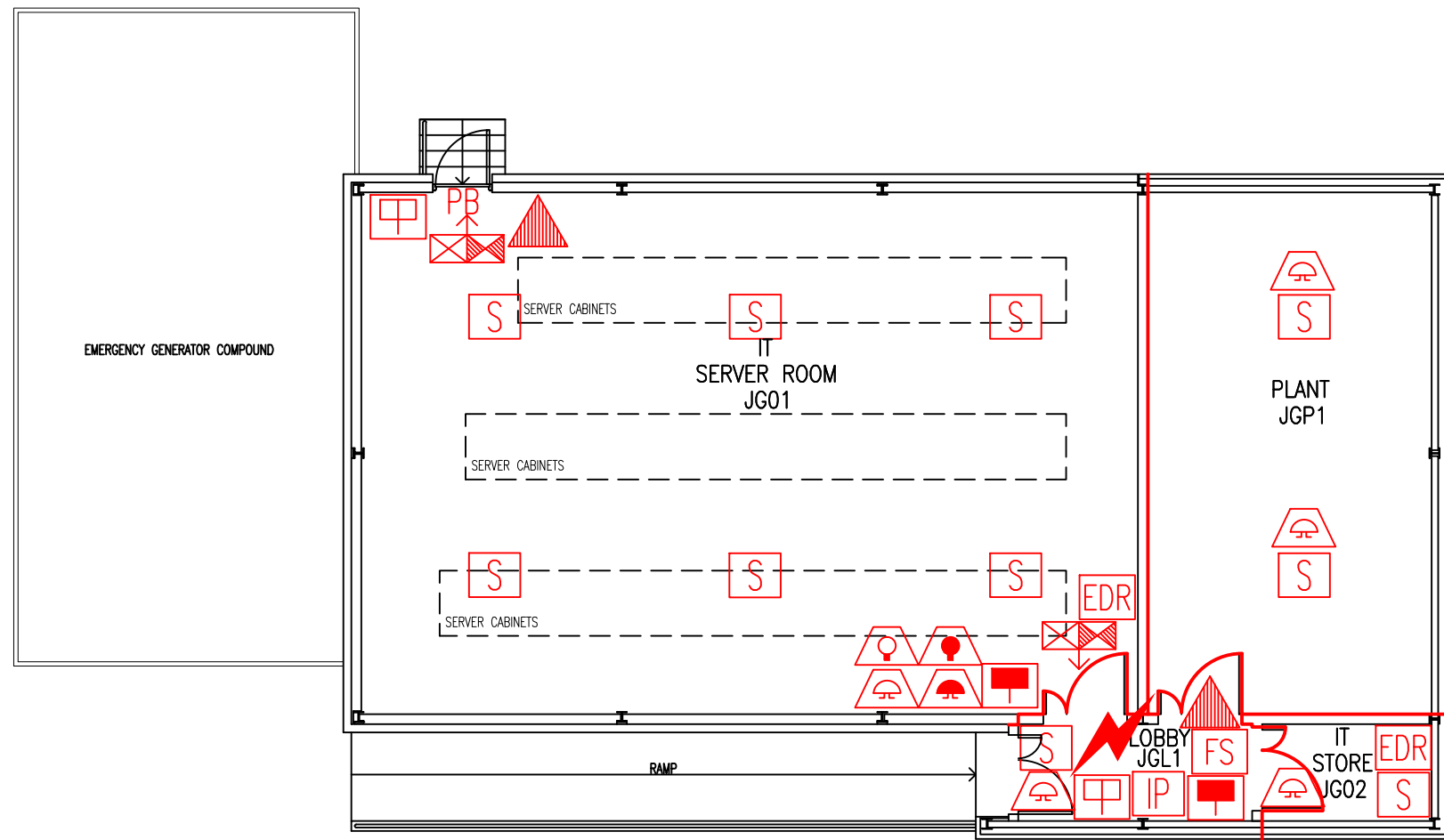
















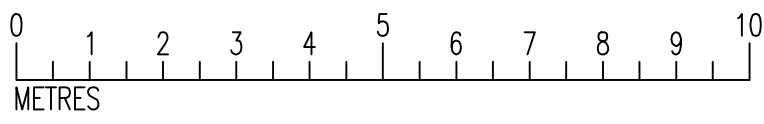


DATE	REVISION
A 23.9.16	EXTINGUISHER POSITIONS & TYPES UPDATED
B 23.5.17	ELECTRICAL SHUT-OFF POINT ADDED



Key to Fire Symbols

-  Existing fire resisting construction 1 hour
-  Existing fire suppression control panel
-  Existing fire alarm control panel
-  Existing fire suppression beacon
-  Existing fire suppression sounder
-  Existing fire suppression activation point
-  Existing call point – manual
-  Existing audible warning device – bell
-  Existing visual warning device
-  Existing smoke detector
-  Existing exit sign – internally illuminated
-  Denotes directional arrow on existing fire exit sign
-  Existing emergency door release call point – manual
-  Existing pushbar door ironmongery
-  Existing 6 litre P50 foam fire extinguisher
-  Electrical shut-off point for building



GROUND FLOOR  
FIRE PLAN

JURASSIC HOUSE

JG/FP/1B

SCALE 1:100 at A3  
7th SEPTEMBER 2010

