

























- Key to Fire Symbols
-  Existing fire resisting construction 30 min.
 -  Cavity barrier required
 -  Existing Evac chair
 -  Existing fire alarm control panel
 -  Wheelchair refuge intercom master panel
 -  Existing dry riser inlet
 -  Existing dry riser outlet
 -  Existing smoke control unit
 -  Existing fire fighting lift
 -  Existing premises information board
 -  Existing 6 litre P50 foam fire extinguisher
 -  Existing call point – manual
 -  Existing exit sign – internally illuminated
 -  Existing emergency lighting luminaire
 -  Existing visual warning device
 -  Existing smoke detector
 -  Existing heat detector
 -  Existing pushbar door ironmongery
 -  Existing pushpad door ironmongery
 -  Existing fire action sign – general
 -  Existing fire exit sign
 -  Existing ventilation control switch
 -  Denotes directional arrow on existing fire exit sign
 -  Electrical shut-off point for building



DATE	REVISION
A 21.8.06	SLIDING DOOR IN MG01a SHOWN AS OPEN
B 18.12.06	SCALE CHANGED TO 1:100
C 20.2.07	PLAN UPDATED FOLLOWING FORMATION OF MG09
D 26.2.08	PLAN UPDATED FOLLOWING WORKS TO RELOCATE HBS + STAFF ROOM
E 28.7.11	UPDATE FOLLOWING WORKS TO FORM MG05
F 15.3.12	PREMISES INFORMATION BOX ADDED
G 5.4.12	MG07 CHANGED TO "OFFICE" & GENERAL UPDATE FOLLOWING FSO SURVEY
H 28.11.12	ALTERATIONS TO SUIT RESIDENCES MOVE TO MELBURY HOUSE
J 22.4.13	UPDATE FOLLOWING RECEIPT OF AS INSTALLED INFORMATION FROM ARCHITECTS & ROCARE, + CONFIRMATION OF HEAT DETECTOR INSTALLATION/COMMISSIONING TO MG01c.
K 25.9.14	ENTRANCE UPDATED TO SLIDING DOOR
L 26.3.15	EXTINGUISHERS UPDATED FOLLOWING FSO's SURVEY
M 16.2.16	MG02 CHANGED TO HR STORE - LOBBY CREATED TO SUIT.
N 23.9.16	EXTINGUISHER POSITIONS & TYPES UPDATED
P 23.5.17	ELECTRICAL SHUT-OFF POINT ADDED

GROUND FLOOR
FIRE PLAN

MELBURY HOUSE

MH/FP/1P

SCALE 1:100 at A3
12th APRIL 2006

