











DATE	REVISION
A 11.10.12	EXTINGUISHERS & GENERAL UPDATE
B 25.2.13	PLAN UPDATED FOLLOWING ALTERATIONS & REFURBISHMENT OF OFFICES. ROOMS RENUMBERED.
C 11.4.13	LINE OF F.R. CONSTRUCTION REMOVED FROM WCF & WCD. PLAN UPDATED FOLLOWING RECEIPT OF NEW AS-INSTALLED FIRE STRATEGY PLAN FROM PROJECT MANAGER.



Key to Existing Services Symbols :

(E) Electric distribution board
DB

Key to Fire Symbols

-  Existing fire resisting construction 30 min. including cavity barriers above partitions.
- R4S1** Existing wheelchair refuge zone
-  Existing dry riser outlet
-  Existing C02 fire extinguisher
-  Existing water fire extinguisher
-  Existing foam fire extinguisher
-  Existing call point – manual
-  Existing audible warning device – bell
-  Existing visual warning device
- (S)** Existing smoke detector
- (K)** Existing heat detector
-  Existing exit sign – internally illuminated
-  Existing emergency lighting luminaire – self contained
- (S12)** Existing fire action sign – general
- (S22)** Existing photo-luminescent directional fire exit sign
- FRSC** Existing self closing device fitted to fire-resisting door
- VP** Existing vision panel

FOURTH FLOOR
FIRE EQUIPMENT
PLAN

ROYAL LONDON
HOUSE

RLH/FP/4C

SCALE 1:200 at A3
MAY 2010



BU
Bournemouth
University