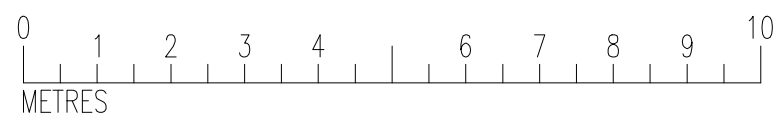
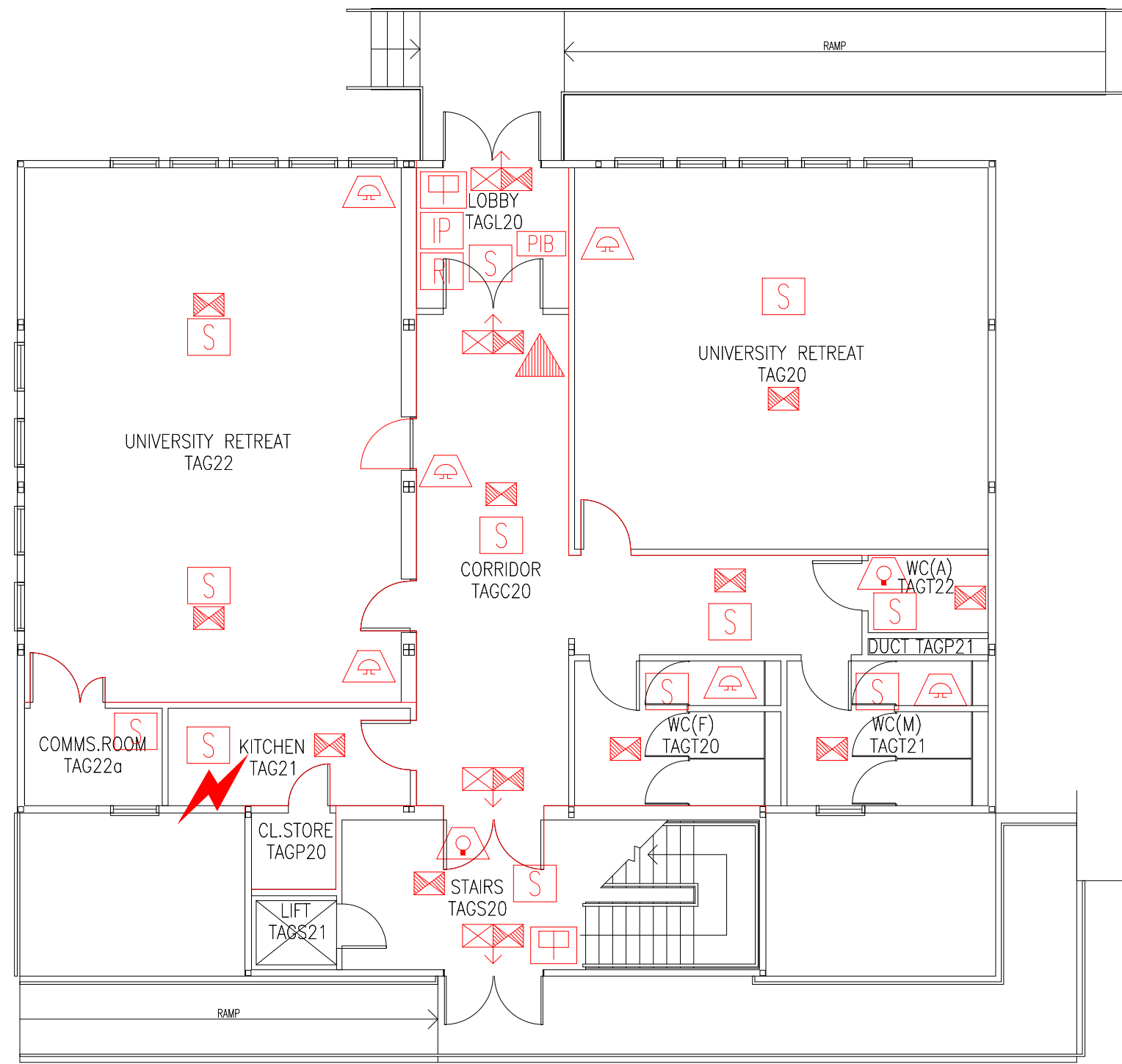















DATE	REVISION
A 16.3.12	PREMISES INFORMATION BOX ADDED
B 9.9.16	TAG20 & TAG22 CHANGED TO 'PGR STUDENTS'
C 26.9.16	EXTINGUISHER POSITIONS & TYPES UPDATED
D 9.6.17	ELECTRICAL SHUT-OFF POINT ADDED
E 30.1.23	TAG20 & TAG22 CHANGED TO 'UNIVERSITY RETREAT'



-  Existing exit sign – internally illuminated
-  Existing emergency lighting luminaire
-  Existing call point – manual
-  Existing audible warning device
-  Existing visual warning device
-  Existing smoke detector
-  Denotes directional arrow on existing fire exit sign
-  Existing 6 litre P50 foam fire extinguisher
-  Existing fire resisting construction 30 min.
-  Existing refuge indicator panel
-  Existing fire alarm control panel
-  Existing premises information board
-  Electrical shut-off point for building

THIS EVACUATION PLAN IS GENERALLY BASED ON INFORMATION PROVIDED BY BU'S FIRE SAFETY OFFICER. IT IS THE RESPONSIBILITY OF ALL USERS OF THIS PLAN TO CHECK THE INFORMATION PROVIDED TO CONFIRM THE EXACT POSITIONS OF THE FIRE SAFETY EQUIPMENT, CAVITY BARRIERS ETC.

GROUND FLOOR  
FIRE PLAN

TOLPUDDLE HOUSE  
ANNEXE 2

TPHA2/FP/1E

SCALE 1:100 at A3  
SEPTEMBER 2007

